





ALTERNATIVA A - OPEN PLAN


990 sqm
Net Area



108
Seats


107
Open Space


0
Offices

10
Conf Room

9.17
Density sqm/person

Daylight  75%

Privacy  0%


Efficiency  76%


† Average



- Office
- Executive Office
- Open Space
- Reception
- Conf Room
- Amenities
- Pantry
- IT Room
- Comfort Zone

ALTERNATIVA B - MIX


990 sqm
Net Area



38
Seats


0
Open Space


34
Offices

7
Conf Room

26.05
Density sqm/person

Daylight  58%

Privacy  90%


Efficiency  76%


† Average



- Office
- Executive Office
- Open Space
- Reception
- Conf Room
- Amenities
- Pantry
- IT Room
- Comfort Zone

ALTERNATIVA C - OFFICES


990 sqm
 Net Area



74
 Seats


55
 Open Space


18
 Offices

6
 Conf Room

13.38
 Density sqm/person

Daylight  40%

Privacy  24%

Efficiency  74%

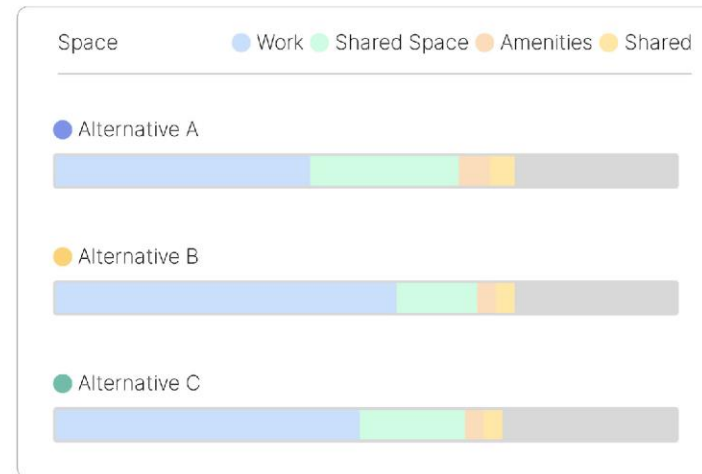
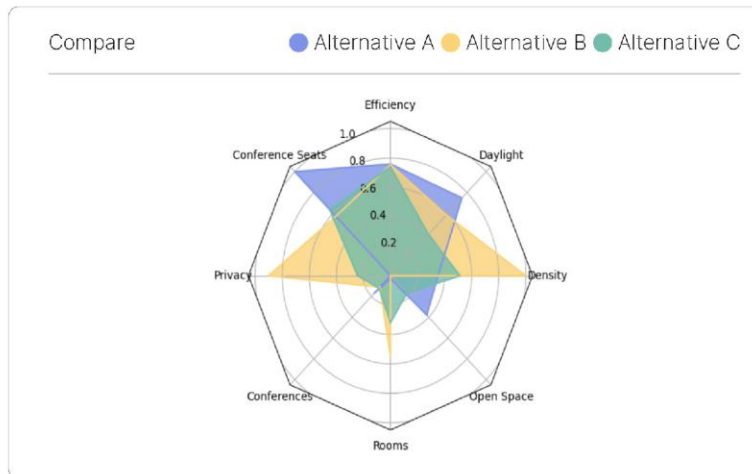
† Average




- Office
- Reception
- Pantry
- Executive Office
- Conf Room
- IT Room
- Open Space
- Amenities
- Comfort Zone

ANÁLISIS COMPARATIVO

	Alternative A	Alternative B	Alternative C
Seats	108	38	74
Open Space	107	0	55
Offices	0	34	18
Conf Room	10	7	6
Density sqm/person	9.17	26.05	13.38
Daylight	75%	58%	40%
Privacy	0%	90%	24%



VIDEO 3D



Torre Uno VIDEO TEST