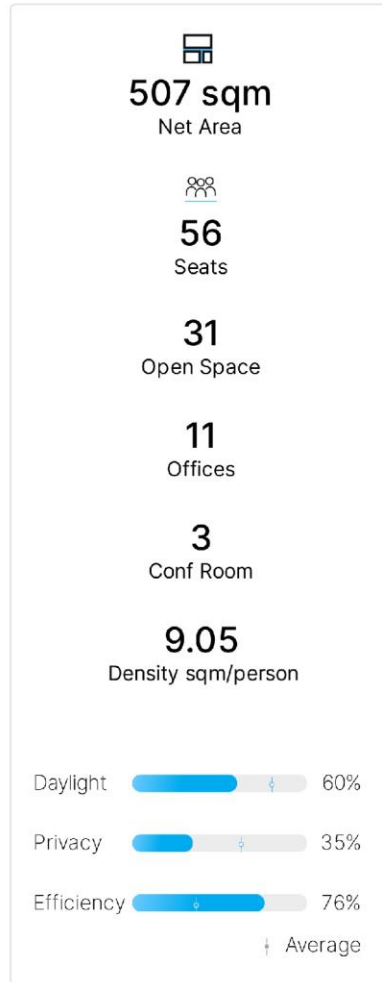






# ALTERNATIVA A - OPEN PLAN



- Office
- Executive Office
- Open Space
- Reception
- Conf Room
- Amenities
- Pantry
- IT Room
- Comfort Zone

# ALTERNATIVA B - MIX

  
**507 sqm**  
 Net Area


  
**48**  
 Seats


**30**  
 Open Space


**15**  
 Offices

**1**  
 Conf Room

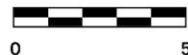
**10.56**  
 Density sqm/person

Daylight  70%

Privacy  34%


Efficiency  75%


† Average



- Office
- Executive Office
- Open Space
- Reception
- Conf Room
- Amenities
- Pantry
- IT Room
- Comfort Zone

# ALTERNATIVA C - OFFICES

  
**507 sqm**  
 Net Area


  
**28**  
 Seats


**0**  
 Open Space


**27**  
 Offices

**2**  
 Conf Room

**18.11**  
 Density sqm/person

Daylight  48%

Privacy  96%

Efficiency  72%

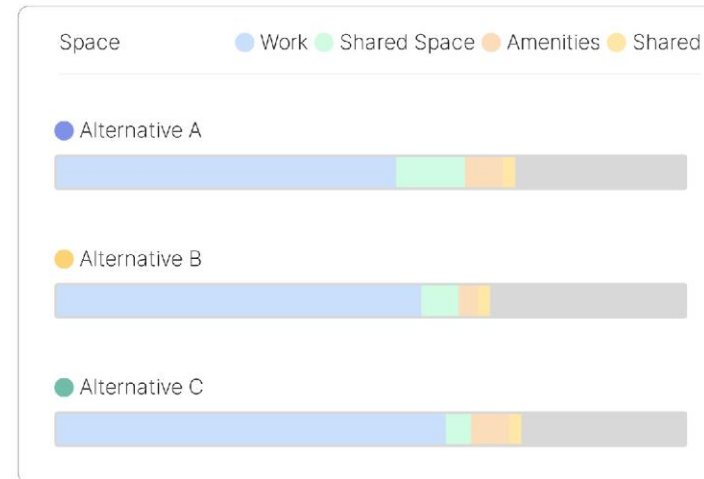
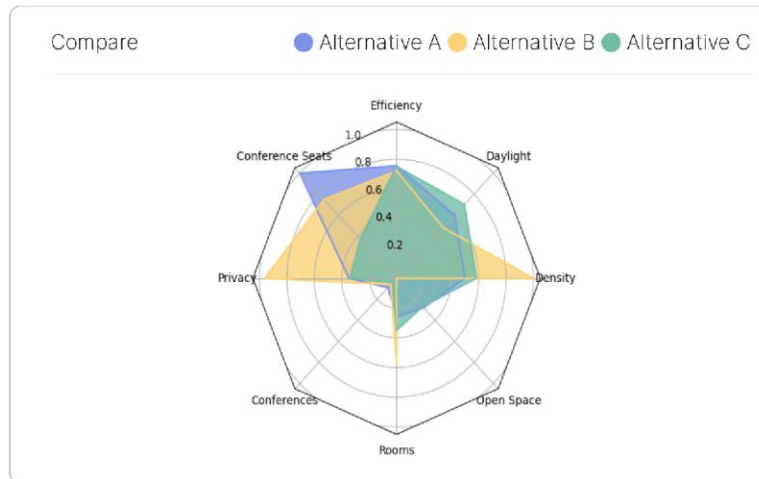
† Average




- Office
- Reception
- Pantry
- Executive Office
- Conf Room
- IT Room
- Open Space
- Amenities
- Comfort Zone

# ANÁLISIS COMPARATIVO

	● Alternative A	● Alternative B	● Alternative C
<b>Seats</b>	56	28	48
<b>Open Space</b>	31	0	30
<b>Offices</b>	11	27	15
<b>Conf Room</b>	3	2	1
<b>Density sqm/person</b>	9.05	18.11	10.56
<b>Daylight</b>	60%	48%	70%
<b>Privacy</b>	35%	96%	34%



# VIDEO 3D



[Edificio El Consorcio Piso 14 en Vimeo](#)